



MARK DECOR[®]
ACRYLIC LAMINATES



R E V O L U T I O N

Acrylic laminate

100% Acrylic
1.5mm
ANTI YELLOW

6H ANTI SCRATCH
HARDNESS

I N D E X

Design	Page
1011.....	1
1012.....	1
1013.....	11
1014.....	4
1015.....	2
1016.....	2
1017.....	2
1018.....	4
1019.....	4
1020.....	4
1021.....	6
1022.....	6
1023.....	3

Design	Page
1024.....	5
1025.....	3
1026.....	3
1027.....	11
1028.....	7
1029.....	5
1030.....	7
1031.....	5
1032.....	7
1033.....	11
1034.....	11
1035.....	7
1036.....	10

Design	Page
1037.....	10
1038.....	10
1039.....	10
1040.....	14
1041.....	14
1042.....	14
1043.....	1
1044.....	5
1045.....	1
1046.....	6
1047.....	2
1048.....	6
1049.....	12

Design	Page
1050.....	12
1051.....	12
1052.....	12
1053.....	16
1054.....	16
1055.....	18
1056.....	17
1057.....	17
1058.....	15
1059.....	15
1060.....	18



MARK DECOR[®]

ACRYLIC LAMINATES

Mark Decor having best in class aesthetics feature under this head. Drafted using state of the art technology, these Laminates come with an assurance of durability and long term surface finesse. They can lift the mood of any and every type of ambiance

FEATURES



HIGH GLOSS
FINISH



EASY TO
CLEAN



STAIN
RESISTANCE



SCRATCH
RESISTANCE




ANTI BACTERIAL
SURFACE




100 % PURE
ACRYLIC

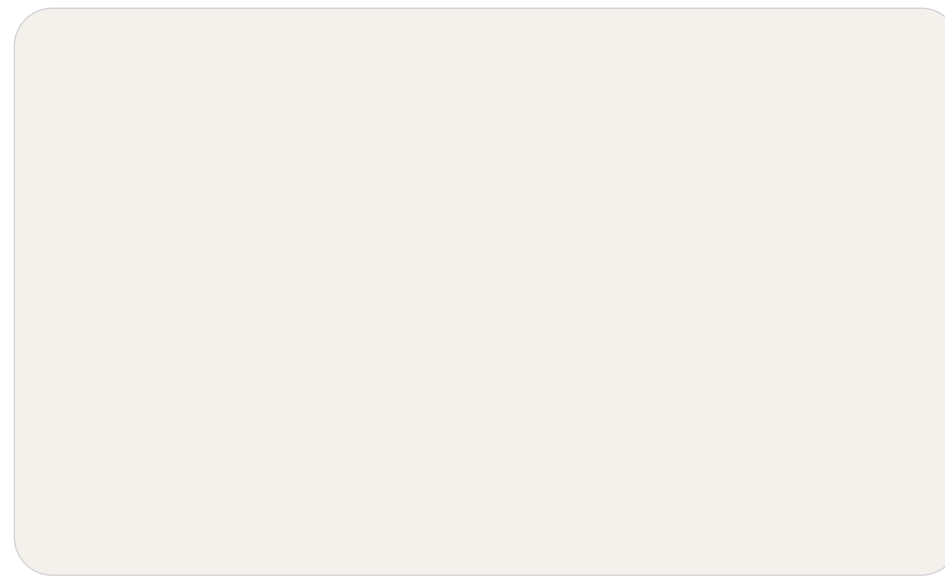





MD-1011




MD-1043



MD-1012




MD-1045



MD-1047



MD-1016



MD-1015



MD-1017



MD-1023




MD-1025



MD-1026

Make A Home
In Your Style



MD-1014




MD-1018



MD-1019




MD-1020



MD-1044




MD-1024




MD-1029



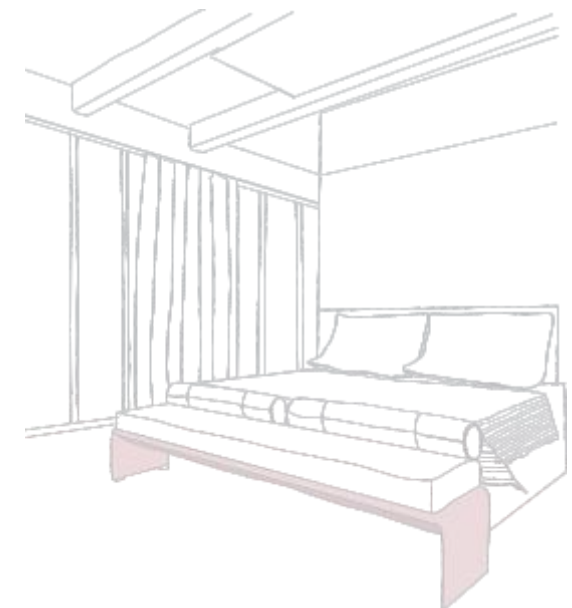
MD-1031



MD-1048



MD-1046



MD-1021



MD-1022



MD-1028



MD-1035



MD-1032



MD-1030

ACRYLIC
LAMINATES

SIZE : 2440x1220 MM
THICKNESS : 1.5 MM

SOLID
Surface



6H HARDNESS
ANTI YELLOW





MD-1036




MD-1037



MD-1038



MD-1039



MD-1013



MD-1027




MD-1033




MD-1034


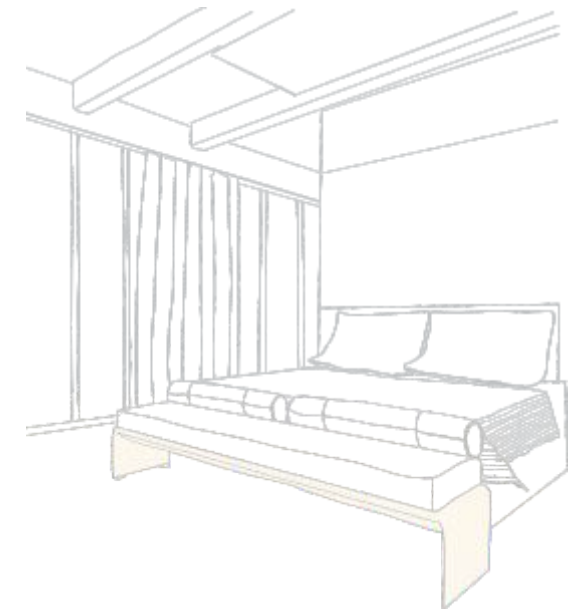
6H HARDNESS
ANTI YELLOW




MD-1049



MD-1050



MD-1051



MD-1052



ACRYLIC
LAMINATES

SIZE : 2440x1220 MM
THICKNESS : 1.5 MM

MARBLE
Series



MD-1040



MD-1041



MD-1042

6H HARDNESS
ANTI YELLOW



MD-1058



MD-1059





MD-1053



MD-1054



MD-1056



MD-1057





MD-1055









MD-1060



TECHNICAL SPECIFICATION




Parameter	Acrylic Laminate	High Gloss Laminate Mica	PU Coating/ Duco Paint	Back Painted Glass
Gloss Level	>90	>70	>85	>85
Scratch Proof	6H Anti Scratch	No	No	No
Color Consistency	Excellent	Not Good	Not Good	Not Good
Orange Peel	No	Yes	Yes	No
UV Resistance	Excellent	Bad	Bad	Bad
Water Resistance	Excellent	Bad	Bad	Excellent
Dry Heat Resistance	Excellent	Good	Bad	Bad
Volatile Organic Compounds (VOCs)	No	Yes	Yes	Yes

Reasons For Air Bubble Formations On Laminates:

- 
 Laminates Are Bonded In Extremely Humid Conditions
- 
 Use of water base synthetic resin adhesive any other than PEVA (Polyethylene Vinyl Acetate Co-polymer)
- 
 When Substrate Loses Moisture After Installation.
- 
 Debonding In Certain Areas Because Of Uneven Substrate Surface
- 
 Use Of Extremely Large Acrylic/pvc Laminate Sheets (more Than 8 Ft X 2ft Long)
- 
 Insufficient Or Lack Of Pressing During The Bonding Period Of Laminate

Causes Of Yellow Patches And Colour Fading After Installation:

- 
 Exposure To Direct Sunlight Can Gravely Affect A Laminate's Appearance
- 
 Use Of Inferior Or Sub-standard Dipped Plywood Or Dipped Lipping Patti, Which May Chemically React With The Adhesive

- 
 The Use Of Synthetic Rubber Adhesives Such As Sr / Jat Pat, Bostic, Heatx, Etc.
- 
 Prolonged Exposure To High Temperature (above 30°C-35°C)
- 
 If Hot Cookware Or Utensils Are Directly Placed On The Laminate

Recommended Adhesive for Acrylic Laminate



TECHNICAL SPECIFICATION

DISCLAIMER

- Do Not Use Plywood With High Moisture Content.
- Do Not Use Ply With Uneven Surface.
- Avoid Using Interior Quality Adhesive.
- Apply Sufficient Pressure.
- We Do Not Recommend Pasting Of Sheets On The Printed/branding Area Of The Plywood.

There Can Be Colour Variation From Different Batches. It Is Advised To Use Same Batch Material To Avoid Colour Variations. Actual Colour Of The Acrylic Sheet May Vary From This Brochure.

LIMITED WARRANTY

Mark Decor Products Are Tested To Be Reasonably Free Of Defects, And When Used And Fabricated Properly They Will Comply With The Applicable Manufacturing Specifications Within Realistic Deviations. We Recommend Customers To Inspect Properly Before Installing. Mark Decor Warranty In On Way Covers Defects And Non-compliance Or Otherwise Attributable To Any Other Causes, Including Without Limitation The Following:

- Improper Handling / Transportation / Storage.
- There Will Be No Guarantee Or Exchange Under Any Circumstances Improper Installation.
- Color Variations In Products From Different Batches Are Possible.
- Improper Or Unintended Usage.
- We Recommend Using Products From Same Batch To Avoid Color Variations.
- lack Of Or Improper Maintenance.
- This Brochure Is For Presentation Purpose Only.
- Exposure To High Temperatures.
- Unauthorized Alteration To The Products.
- Outdoor Applications.
- Exposure To Direct Sunlight Can Gravely Affect A Laminate's Appearance.
- Use Interior Or Sub-standard Dipped Plywood Or Dipped Lipping Patti,which May Chemically React The Adhesive.
- The Use Of Synthetic Rubber Adhesives Such As Sr / Jat Pat, Bostic, Heatex, Etc.
- Prolonged Exposure To High Temperature (above 30°C-35°C).
- If Hot Cookware Or Utensils Are Directly Placed On The Laminate.
- To Avoid The Inside Cracks & Stretch Line, Do Not Store Acrylic Sheet In Roll From.

HOW TO CARE

- Cleaning Should Be Done With Water And Clean, Non-abrasive Cloth.
- To Remove More Stubborn Stain, Use Mild Household Cleansers Like Colin To Gently Wipe Down With A Non-abrasive Cloth.
- Avoid The Use Of Abrasive Liquid Cleanser's, Bleaching Compounds Or Solutions As These May Damage The Surface Of The Laminate.
- Do Not Place Hot Cookware Directly On The Laminate. Prolonged Exposure To Temperature Above 30 Degrees Celsius May Cause Damage To The Laminate Surface.
- Do Not Use The Laminate For Purposes That It Is Not Intended For (E.g. Do Not Iron Chop, Hammer Or Expose The Laminate To Open Flame)
- Outdoor Application Of The Laminate With Exposure To Direct Sunlight And Conditions Are Not Recommended.
- UV Rays May Be Shaping The Laminate.
- Gloss Surface Are Recommended Only For Vertical Application.
- Peel Off The Protective Film After Processing.
- Have A Thickness Balance Of +/- 0%

The Company Is Not Responsible For Any Kind Of Complains Regarding Damage Of The Furniture For Laminates. The Resins Seen Here Can Have Many Possibilities Like Interior Quality Of Plywood, Any Mistake While Using It. The Company Is Responsible Only Till The Sheet Is Not Used.



MARK DECOR[®]
ACRYLIC LAMINATES

✉ info@markdecor.net

🌐 www.markdecor.net

follow us



Scan For
PDF CATALOGUE